




HEAVY DUTY RANGES ROUND PLATE ELEMENTS and HOT TOPS COMBINATIONS

IMPERIAL®

Model Numbers

IHR-4-1HT-E IHR-2HT-2-E
IHR-4-1HT-E-C IHR-2HT-2-E-C
IHR-4-1HT-E-XB IHR-2HT-2-E-XB
IHR-4-1HT-E-M IHR-2HT-2-E-M



Even heating across entire Hot Top surface.




9" (229 mm) sealed round plate elements with easy to clean flat surface.



Elements are flush mount to the front ledge for easy sliding across of the entire top surface.



5.3 KW element provides even heating throughout the oven cavity.



Splatter screen protects the element from spills.



IHR-4-1HT-E shown with optional SHS-36 shelf and casters

ROUND PLATE ELEMENTS - 2 KW round plate elements with easy-to-clean flat surface.

- Provides a solid flat surface for fast, even heating.
- Plates are 9" (229 mm) diameter for maximum pan contact.
- Solid top prevents spills from entering unit making clean-up easy.
- Infinite heat controls for maximum cooking flexibility.

HOT TOPS - Heavy duty, highly polished top provides even heat across entire surface.

- Plates measure 12" w x 28" d (305 x 711 d mm)
- 3 KW serpentine element located under each hot plate, every 18" (457 mm).
- Each element has infinite heat controls for maximum cooking flexibility.

STANDARD OVEN - High performance 5.3 KW element provides even heating throughout the oven interior.

- Unique baffle above the element distributes heat flow to provide even cooking temperatures throughout the oven. Splatter screen protects the element from spills.
- Chef depth standard oven interior accommodates standard 18" x 26" (457 x 660 mm) sheet pans front-to-back and side-by side.
- Oven is 26½" w x 26" d x 14" h (673 x 660 x 356 mm).
- Heavy duty thermostat with temperature range from 150°F to 500°F (65°C to 260°C).
- Porcelainized sides, rear, deck and door lining.
- Stamped inner door liner provides extra strength while optimizing heat retention.
- One chrome oven rack is included.

CONVECTION OVEN - 5.3 KW convection oven with 1/4 hp blower motor cooks products quickly and evenly with less shrinkage.

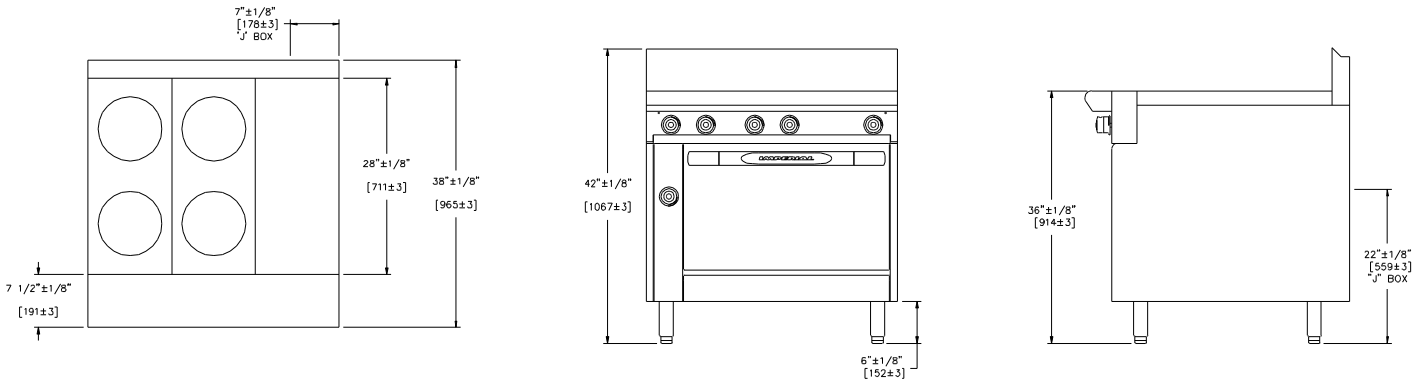
- Convection oven interior dimensions 26-1/2" w x 22-1/2" d x 14" h (673 x 572 x 356 mm).
- Three position switch for cooking or cool down. Fan shuts off automatically when door is open.
- Porcelainized sides, rear, deck and door lining for easy cleaning.
- Three chrome oven racks included.





HEAVY DUTY RANGES ROUND PLATE ELEMENTS and HOT TOPS COMBINATIONS

IMPERIAL®



HOT PLATE and ROUND PLATE ELEMENTS COMBINATION HEAVY DUTY RANGES

TOP	MODEL	RANGE DEPTH	RANGE WIDTH	SHIP WEIGHT (KW)	LBS
	IHR-4-1HT-E	38"	36"	(273)	602
	IHR-4-1HT-E-C	38"	36"	(300)	662
	IHR-4-1HT-E-XB	38"	36"	(196)	432
	IHR-4-1HT-E-M	38"	36"	(148)	327
	IHR-2HT-2-E	38"	36"	(281)	619
	IHR-2HT-2-E-C	38"	36"	(308)	679
	IHR-2HT-2-E-XB	38"	36"	(204)	449
	IHR-2HT-2-E-M	38"	36"	(156)	344

Measurements in () are metric equivalents

NOTES

- "C" specifies (1) 26-1/2" (673 mm) Convection Oven
- "XB" specifies (1) Cabinet Base
- "M" specifies Modular, Counter Top Model

DIMENSIONS

36" w x 38" d x 36" h*
(914 x 965 x 914 mm)

* to cooktop

CRATED DIMENSIONS

38-1/2" w x 41" d x 35" h
(978 x 1041 x 889 mm)

CLEARANCE REQUIREMENTS

For use only on non-combustible floors. Legs or casters are required for non-combustible floors; or 2" (51 mm) overhang is required when curb mounted. Provide 0" clearance from non-combustible surfaces and 6" (152 mm) from combustible surfaces.

OPTIONS AND ACCESSORIES

- Backguards and high shelves
- Extra oven racks
- 6" (152 mm) casters, set of 4, for floor models
- Stainless steel stands for modular models



ELECTRIC HEAVY DUTY RANGES ELECTRICAL REQUIREMENTS

Model	Total KW	Volts	Ph	Amps
IHR-4-1HT-E	16.3	208	1	79
	16.3	208	3	46
	16.3	240	1	68
	16.3	240	3	40
	16.3	480	3	20
IHR-4-1HT-E-C	16.3	208	1	86
	16.3	208	3	53
	16.3	240	1	75
	16.3	240	3	47
	16.3	480	3	27
IHR-4-1HT-E-XB	11	208	1	53
	11	208	3	31
	11	240	1	46
	11	240	3	27
	11	480	3	14
IHR-4-1HT-E-M	11	208	1	53
	11	208	3	31
	11	240	1	46
	11	240	3	27
	11	480	3	14
IHR-2HT-2-E	15.3	208	1	74
	15.3	208	3	43
	15.3	240	1	64
	15.3	240	3	37
	15.3	480	3	19
IHR-2HT-2-E-C	15.3	208	1	81
	15.3	208	3	50
	15.3	240	1	71
	15.3	240	3	44
	15.3	480	3	26
IHR-2HT-2-E-XB	10	208	1	49
	10	208	3	28
	10	240	1	42
	10	240	3	25
	10	480	3	13
IHR-2HT-2-E-M	10	208	1	49
	10	208	3	28
	10	240	1	42
	10	240	3	25
	10	480	3	13

- Available in 208 and 240 volts, 1 and 3 phase.
Please indicate at time of order

IMPERIAL®

E-24

5/16

© 2016 Imperial Commercial Cooking Equipment

Printed in the U.S.A.

Imperial reserves the right to change specifications at any time without prior notice and without any obligation for past or future equipment purchases. Visit www.imperialrange.com for specification updates.

1128 Sherborn Street Corona, CA 92879
800.343.7790 Ph: 951.281.1830 Fx: 951.281.1879
www.imperialrange.com
E-mail: imperialsales@imperialrange.com